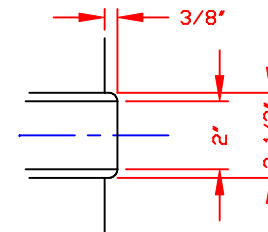
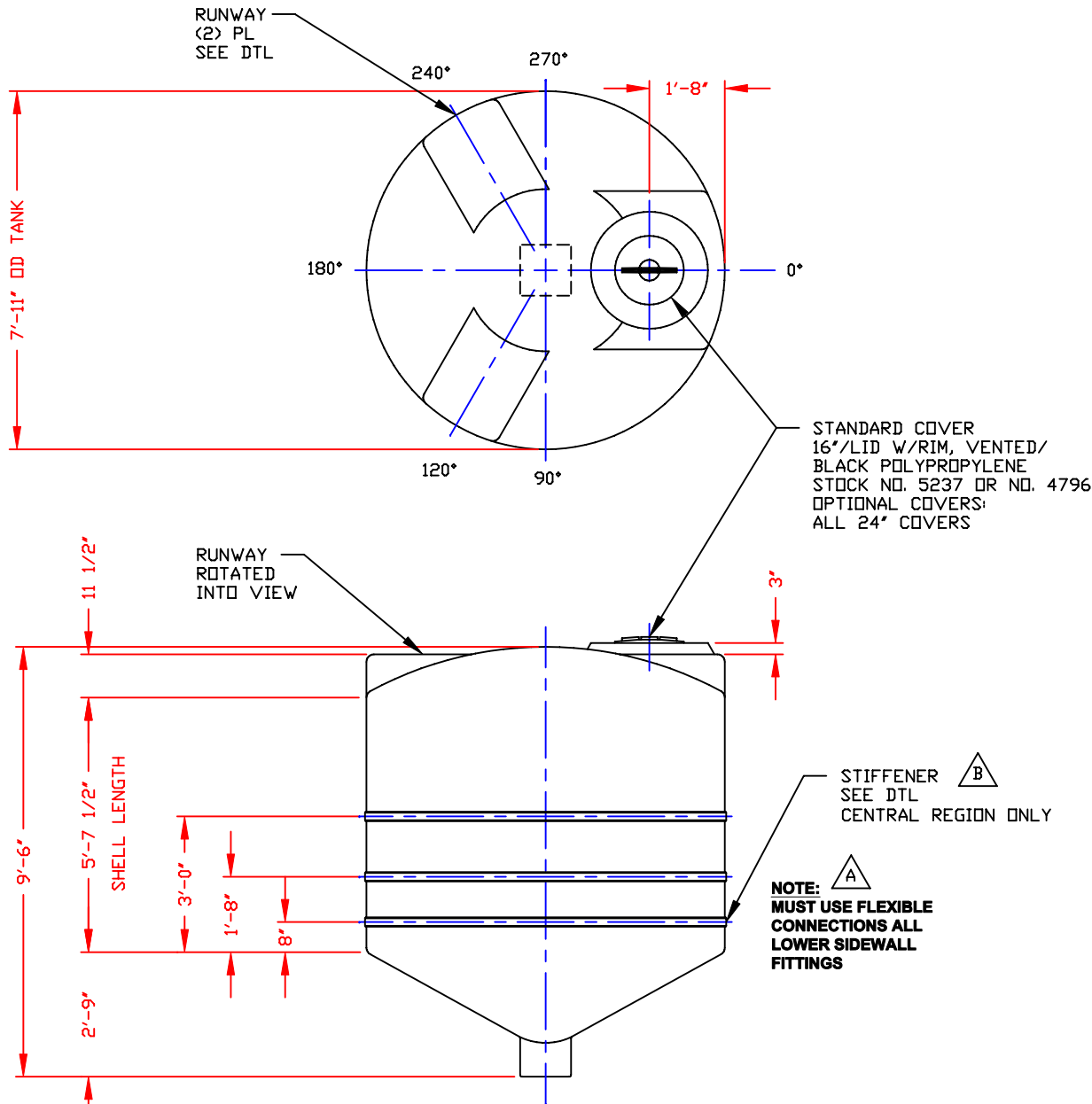
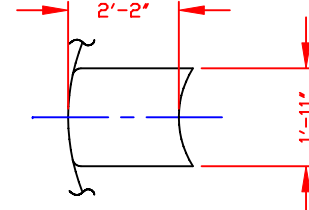


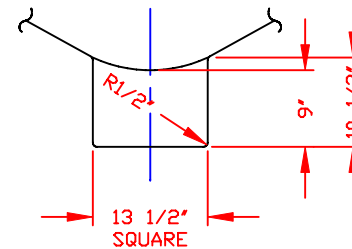
NON-CONTROLLED COPY  
 INFORMATION SUBJECT TO CHANGE WITHOUT NOTICE  
 VERIFY REV LEVEL OF PAPER COPY WITH REV LEVEL ON PPC WEB SITE



**STIFFENER BAND DETAIL**  
 SCALE: 3\"/>



**RUNWAY DETAIL**  
 (2) PLACES



**SUMP DETAIL**  
 SCALE: 3/4\"/>

- NOTES**
1. THIS IS A COMPUTER GENERATED DWG. DO NOT REVISE BY HAND.
  2. DIMENSIONS WILL VARY ±3% DUE TO VARIATIONS IN MULTIPLE MOLDS & CONDITIONS PREVALENT DURING MANUFACTURE & USAGE.
  3. MOLDED IN GALLONAGE MARKERS IN MANWAY AREA IN 100 GALLON INCREMENTS UP TO 2400 GALLONS.

STANDARD COVER  
 16\"/>

STIFFENER  
 SEE DTL  
 CENTRAL REGION ONLY

**NOTE:**  
 MUST USE FLEXIBLE  
 CONNECTIONS ALL  
 LOWER SIDEWALL  
 FITTINGS

CALCULATED CAPACITIES/ VOLUME IN U.S. GALLONS		
DESIGN CAP	DOME VOL	TOTAL VOL
2333	198	2531

CONFIDENTIAL PROPERTY OF  
 POLY PROCESSING COMPANY  
 NOT FOR REPRINT OR USE  
 WITHOUT PERMISSION

DWG TITLE			
2300 GAL 30° CONE BOTTOM TANK			
SCALE:	3/8\"/>		
DATE:	2/4/00	 <b>POLYPROCESSING</b> COMPANY	Central Region P.O. Box 4150 (71211) 2201 Old Starvington Rd. Norcross, LA 70053 CUB 343-7565 FAX 336-343-8795
DR:	MB WILKERSON		CK:

REV "B" REVISED DETAIL NOTES BY:MBW 3/29/07 CK:WM  
 REV "A" ADDED FITTING NOTE BY:JB 11/6/03 CK:MBW

SHEET	COMPUTER FILE	REV
1 OF 1	4002300	B