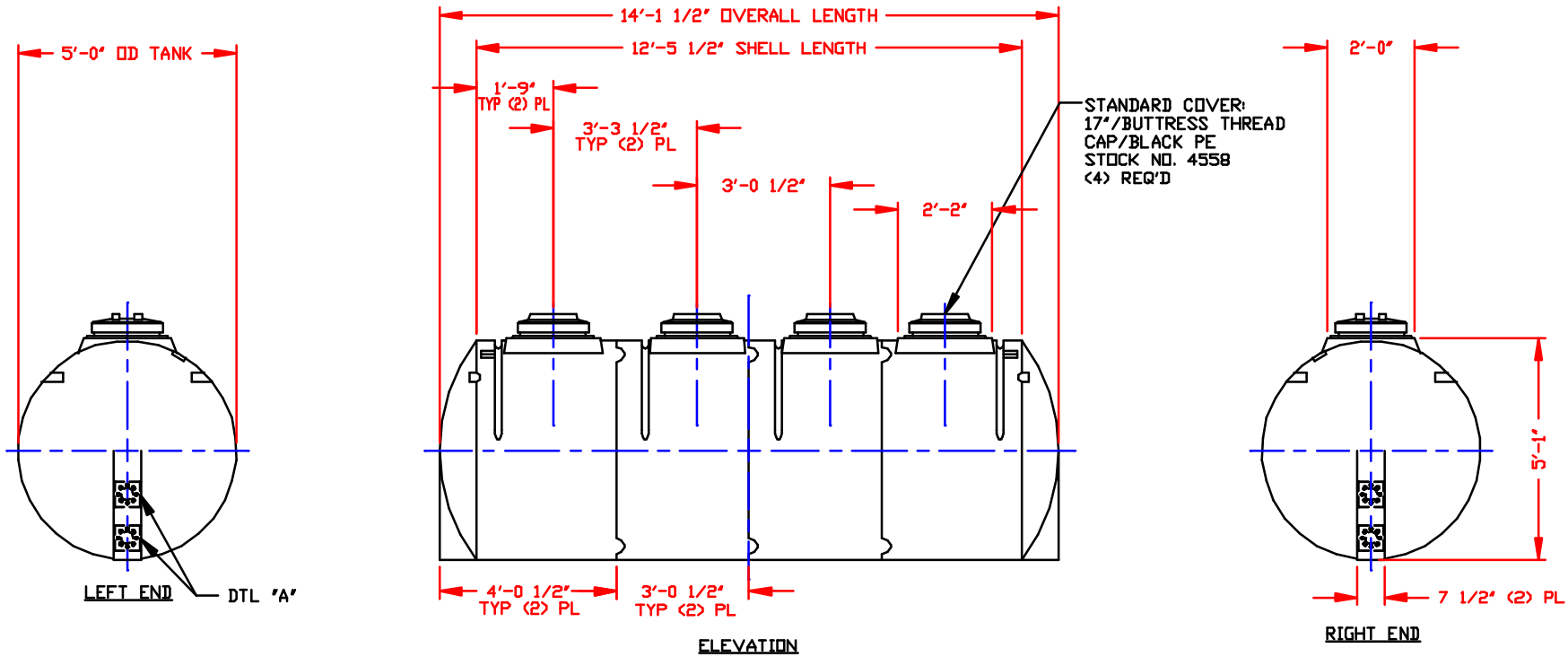
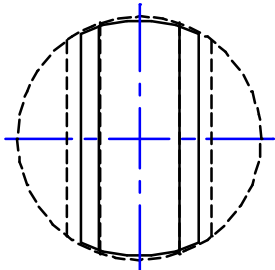


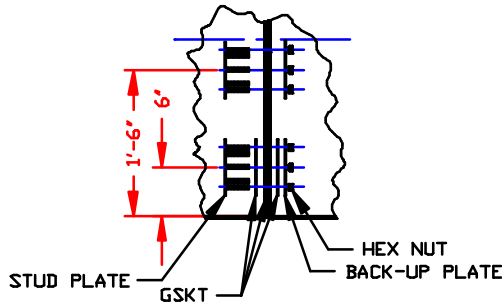
<p>NON-CONTROLLED COPY</p> <p>INFORMATION SUBJECT TO CHANGE WITHOUT NOTICE</p> <p>COPY WILL NOT BE UPDATED</p>	<p>COPY ISSUED BY.....</p> <p>COPY ISSUED ON.....</p>
--	---



- NOTES
1. THIS IS A COMPUTER GENERATED DWG. DO NOT REVISE BY HAND.
  2. DIMENSIONS WILL VARY ±3% DUE VARIATIONS IN MULTIPLE MOLDS & CONDITIONS PREVALENT DURING MANUFACTURE & USAGE.
  3. NO MOLDED IN GALLONAGE MARKERS THIS TANK.



CARBON STEEL INTERFACE PLATE  
REQ'D IF BAFFLE FTGS ARE NOT USED  
(1) REQ'D PER SEGMENT INTERFACE  
STOCK NO. SP122



DETAIL 'A'

BAFFLE FTG/316SS  
(2) REQ'D PER SEGMENT INTERFACE  
STOCK NO. SP550  
SCALE: NONE

CALCULATED CAPACITY	CONFIDENTIAL PROPERTY OF
VOLUME IN U.S. GALLONS	POLY PROCESSING COMPANY
DESIGN CAPACITY	NOT FOR REPRINT OR USE
1961	WITHOUT PERMISSION

DWG TITLE		1950 GALLON HORIZONTAL (4) SECTIONAL TANK	
SCALE:	3/8"=1'-0"		DR: MB WILKERSON
DATE:	4/26/00		CK: J. RECTOR
		SHEET	COMPUTER FILE
		1 OF 1	13601950
			REV
			-