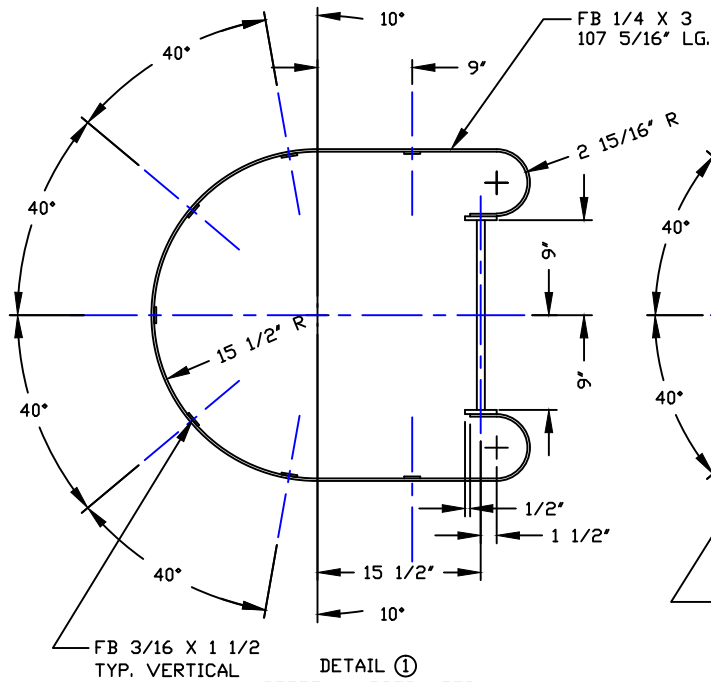
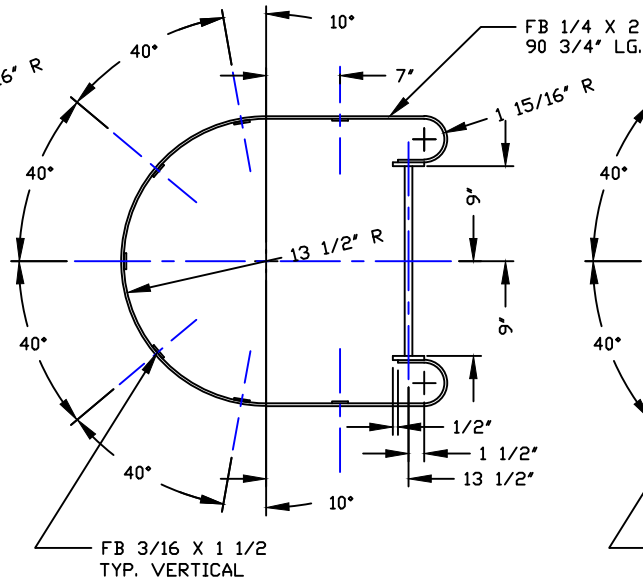


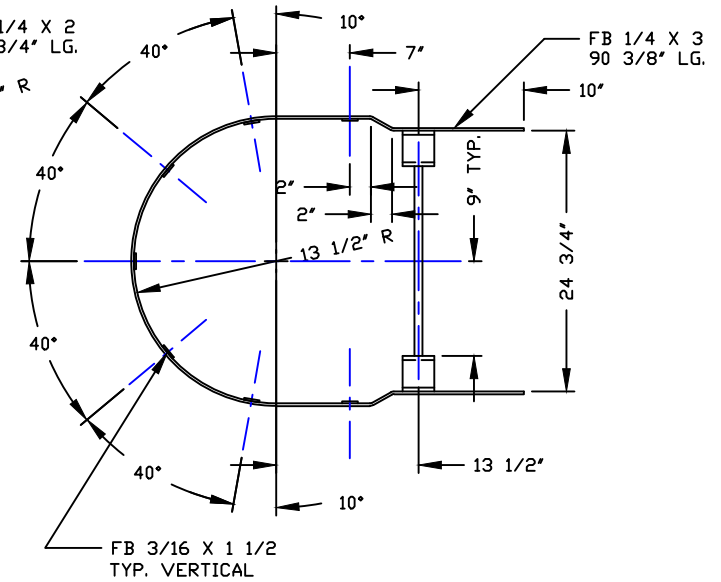
NON-CONTROLLED COPY
 INFORMATION SUBJECT TO CHANGE WITHOUT NOTICE
 VERIFY REV LEVEL OF PAPER COPY WITH REV LEVEL ON PPC WEB SITE



DETAIL ①
BOTTOM LADDER HOOP
 (1) REQ'D PER CAGE
 SCALE: 1" = 1' - 0"



DETAIL ②
INTERMEDIATE LADDER HOOP
 SEE LADDER DIMENSION SCHEDULE
 FOR QTY. PER CAGE
 SCALE: 1" = 1' - 0"



DETAIL ③
TOP LADDER HOOP
 (1) REQ'D PER CAGE
 SCALE: 1" = 1' - 0"

LADDER DIMENSION SCHEDULE			INTERMEDIATE HOOP QTY.	CAGE GROUND CLEARANCE
DIM. "A"	DIM. "B"	DIM. "C"		
6 FT	NA	NA	NA	NA
7 FT	NA	3 FT - 6 IN	(0)	7 FT
8 FT	NA	3 FT - 6 IN	(0)	8 FT
9 FT	2 FT	5 FT - 6 IN	(1)	7 FT
10 FT	3 FT	6 FT - 6 IN	(1)	7 FT
11 FT	4 FT	7 FT - 6 IN	(1)	7 FT
12 FT	4 FT	7 FT - 6 IN	(1)	8 FT
13 FT	2 FT	9 FT - 6 IN	(2)	7 FT
14 FT	3 FT	10 FT - 6 IN	(2)	7 FT
15 FT	4 FT	11 FT - 6 IN	(2)	7 FT
16 FT	4 FT	11 FT - 6 IN	(2)	8 FT
17 FT	2 FT	13 FT - 6 IN	(3)	7 FT
18 FT	3 FT	14 FT - 6 IN	(3)	7 FT
19 FT	4 FT	15 FT - 6 IN	(3)	7 FT
20 FT	4 FT	15 FT - 6 IN	(3)	8 FT

NOTE:
 USE 3/16" FILLET WELDS FOR ALL JOINTS ON DETAILS 1 THROUGH 3.

- NOTES:**
- THIS IS A COMPUTER GENERATED DRAWING. DO NOT REVISE BY HAND.
 - COMPUTER DWG. NAME: "LADAM" = SH. 1, "LADBM" = SH. 2, "LADCM" = SH. 3.
 - FOR DIMENSIONS "A," "B," & "C," SEE LADDER DIMENSION SCHEDULE.

DWG TITLE				
STEEL LADDER ASSEMBLY				
SCALE: 1/2"=1'-0"		Central Region P.O. Box 4590 (75133) 25th Dist. Washington Rd. Norcross, GA 30092 (770) 343-7843 FAX (770) 343-9795	DR: S. NEWBURY	
DATE: 7/2/10			CK: J. BRANTLEY	
		SHEET	COMPUTER FILE	REV
		1 OF 1	LADBM	-